



# HUR EN FILM ÄR UPPBYGGD


1. ANSLAG  
vilken typ av film




"EN DAG PÅ SKOLAN"





"EN DAG PÅ SKOLAN"




1. ANSLAG




2. PRESENTATION






3. PRESENTATION





4. FÖRDJUPNING



5. UPPTAPPNING




6. KONFLIKTFÖRLÖSNING




7. AVTONING


OLIKA BILDUTSNITT




AVSTÅNDSBILD



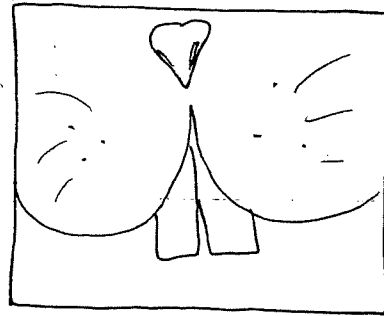
HELBILD




HALVBILD



NÄRBILD




EXTREM NÄRBILD




GRODPERSPEKTIV



Få något litet att se stort ut.





FÅGELPERSPEKTIV





Få något stort att se litet ut.





# RÖRELSE



KROCK eller MÖTE




TÄVLING

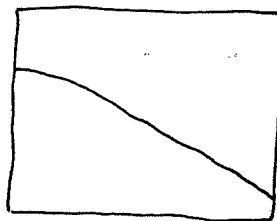


HOPPSAN!  
HAN CYKLAR ÅT  
FEL HÅLL!


VI LÄSER BILDEN FRÅN VÄNSTER TILL HÖGER




UPPFÖR



NERFÖR




PÅ VÄG BORT




PÅ VÄG HEM

## TIDSFÖRKORTNING


Vill man göra en långtråkig film → filma alla sekvenser när t.ex Pelle är på väg till skolan. Annars kan man göra en s.k. tidsförkortning.



SCEN 1





SCEN 2





SCEN 3

## BILDER EFTER VARANDRA HÖR IHOP



man tror att flickan tittar på äpplet.



man tror att sovrummet ligger i stugan.